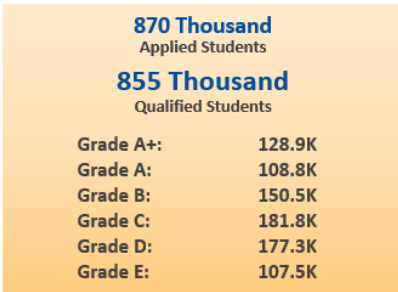


Rich Media Inc (RMI) and Future Vision have prepared deep analysis of intermediate exam results 2021 all examination boards of Punjab and Federal. Total numbers of students appeared in all boards are 870,000 and passed 855,000 excluding Sahiwal board. Graphical data analysis is list below.

Vertical: Education

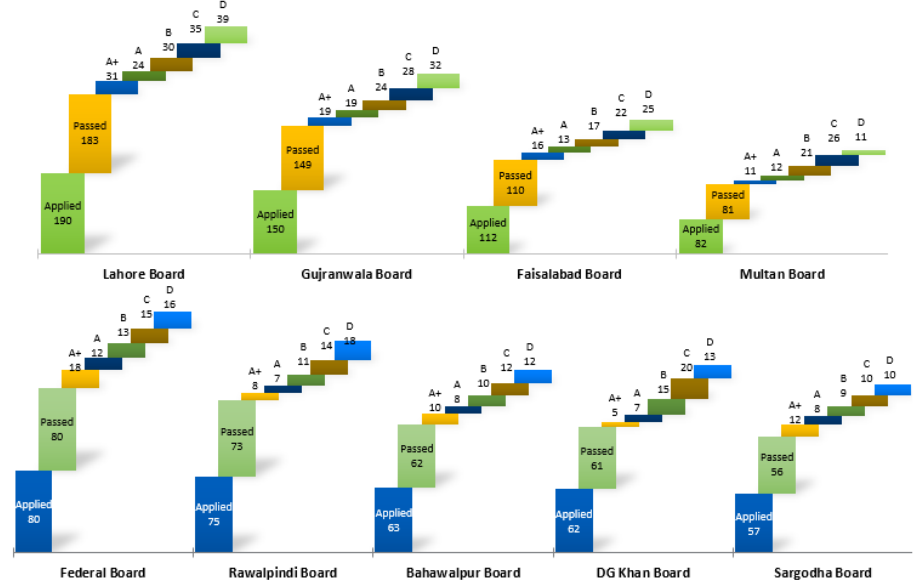
SUPPLY ANALYSIS - PUNJAB & FEDERAL BOARDS

Overall Result with Grades

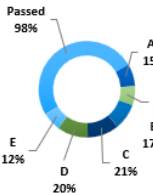


Board-wise Result with Grades

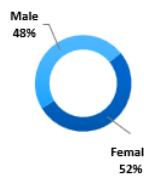
All figures are in Thousands



Overall Pass & Grades Share



Overall Gender Pass Share



2021 Intermediate Result Statistics



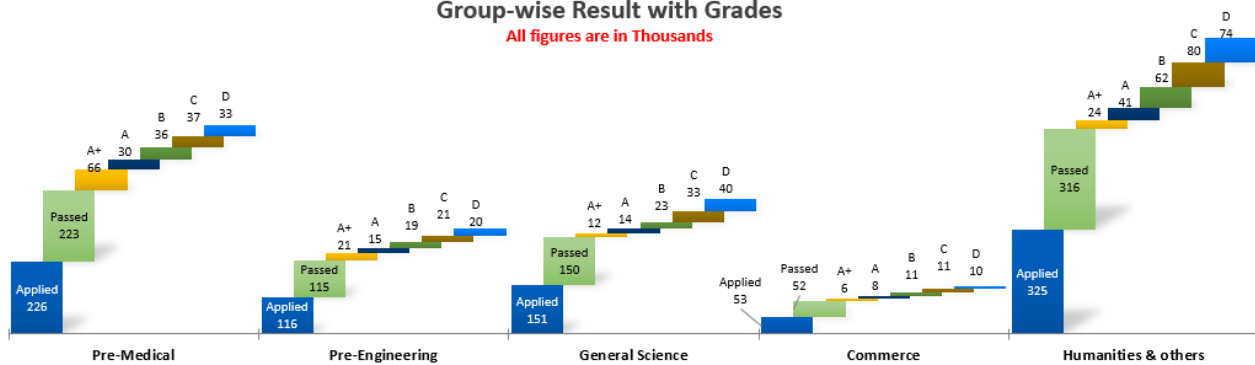
© 2020 All rights reserved

Vertical: Education

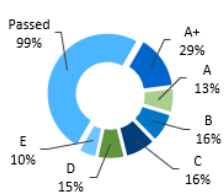
GROUP-WISE SUPPLY ANALYSIS - PUNJAB & FEDERAL BOARDS

Group-wise Result with Grades

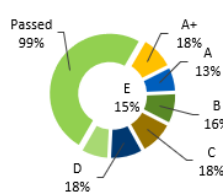
All figures are in Thousands



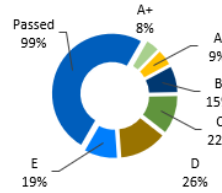
Pass and Grades Percentages



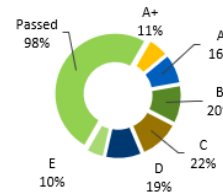
Pre-Medical



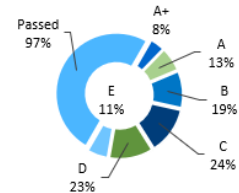
Pre-Engineering



General Science



Commerce



Humanities and others



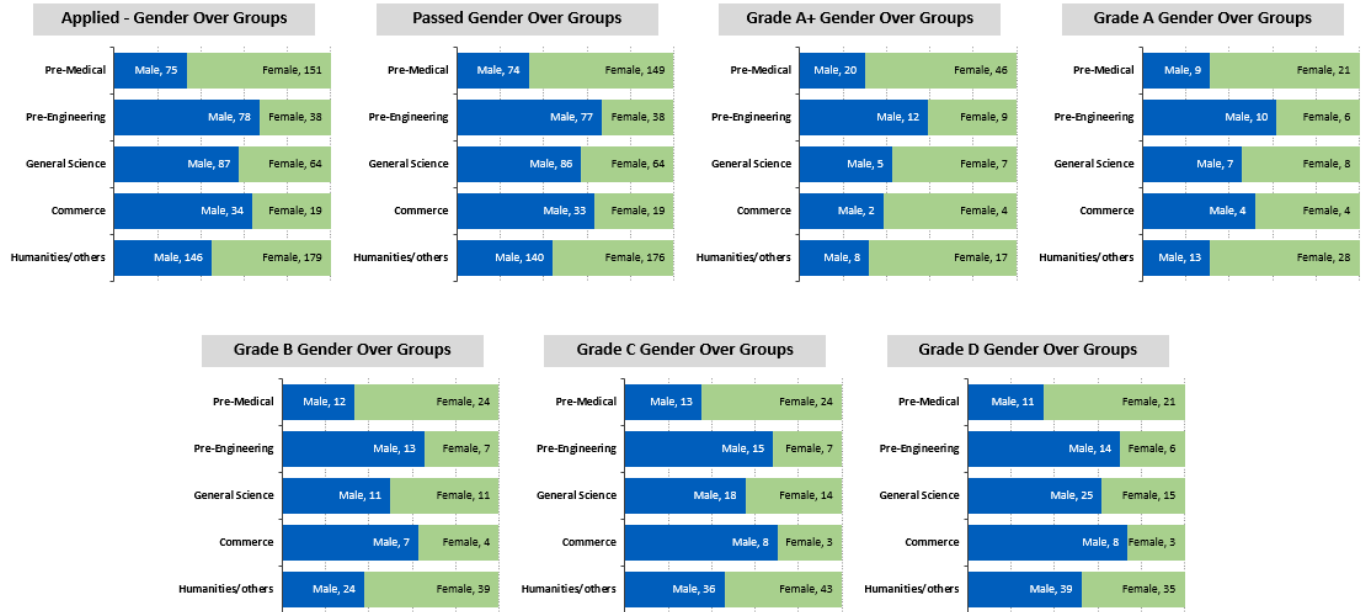
2021 Intermediate Result Statistics



© 2020 All rights reserved

GENDER ANALYSIS OVER GROUPS - PUNJAB & FEDERAL BOARDS

All figures are in Thousands

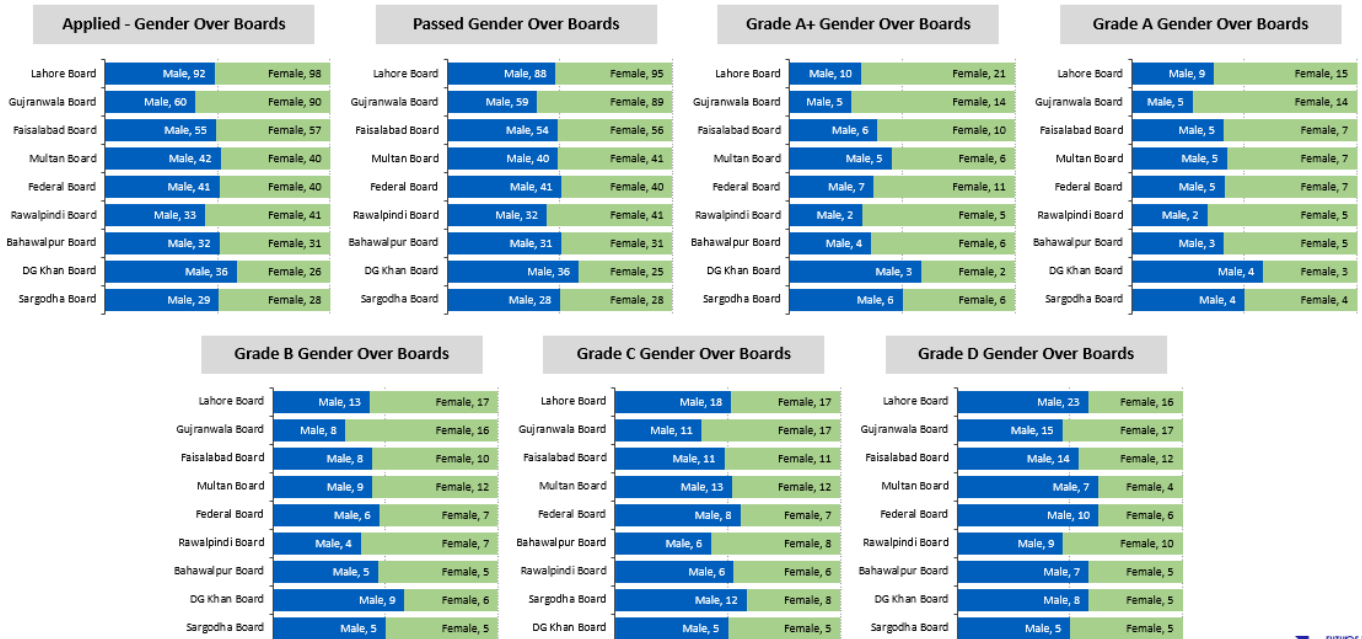


2021 Intermediate Result Statistics



GENDER ANALYSIS OVER BOARDS - PUNJAB & FEDERAL BOARDS

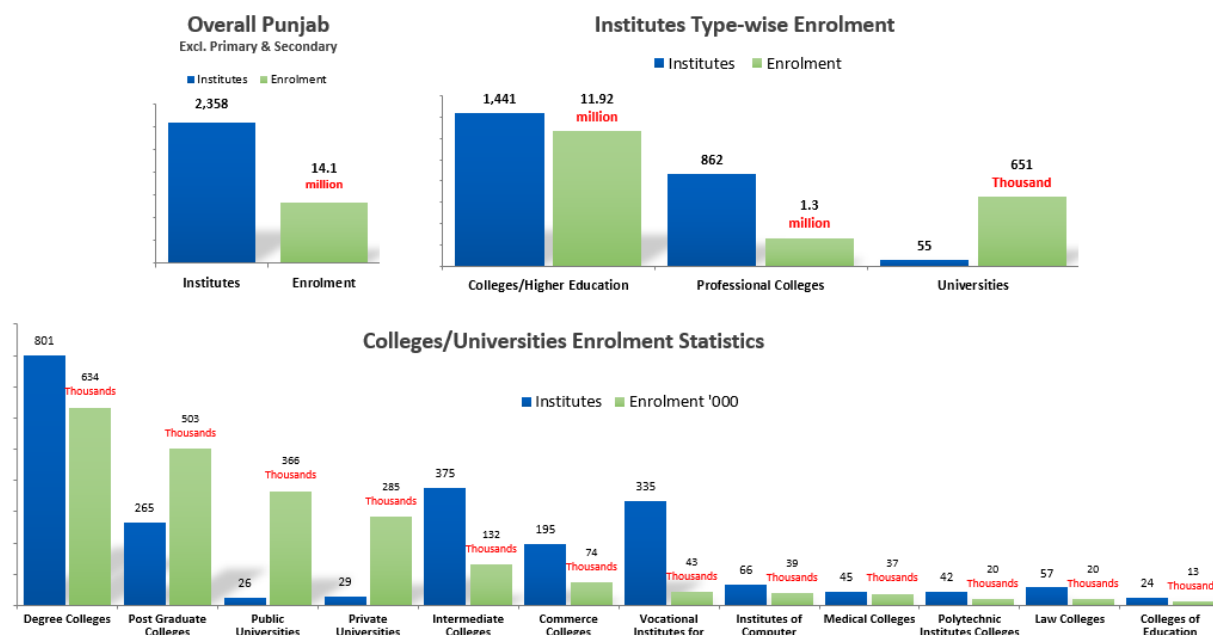
All figures are in Thousands



2021 Intermediate Result Statistics



DEMAND ANALYSIS PUNJAB YEAR 2018-2019



Source: Education Division, Bureau of Statistics, Punjab, Lahore

PUNJAB PRIVATE UNIVERSITIES ENROLMENT

Top 25 Punjab Private Universities Enrolment Year 2018-19

Rank	University	City	Enrolment	Male Enrolment	Female Enrolment
1	The University of Lahore	Lahore	31,222	20,781	10,441
2	University of Management & Technology	Lahore	15,625	9,065	6,560
3	University of Central Punjab	Lahore	10,707	5,748	4,959
4	Lahore University of Management Sciences	Lahore	8,771	5,173	3,598
5	The Superior College	Lahore	7,463	5,349	2,114
6	National University of Computer & Emerging Sciences	Lahore	5,185	3,951	1,234
7	The Minhaj University	Lahore	4,917	2,684	2,233
8	Lahore Garrison University	Lahore	4,722	3,507	1,665
9	Foundation University	Rawalpindi	4,438	2,323	2,115
10	Hajvery University	Lahore	4,235	3,126	1,109
11	Forman Christian College University	Lahore	4,187	232	1,660
12	The University of Faisalabad	Faisalabad	4,157	1,547	2,610
13	Institute of Southern Punjab	Multan	3,625	2,865	760
14	University of Wah	Wah Cantt.	3,502	1,868	1,634
15	University of South Asia	Lahore	3,306	2,497	809
16	Gujranwala Institute of Future Technology (GIFT) University	Gujranwala	2,863	1,633	1,230
17	Lahore School of Economics	Lahore	2,769	1,592	1,177
18	Imperial College of Business Studies	Lahore	2,458	1,387	1,071
19	HITEC University Secretariate Taxila	Taxila	1,996	1,821	175
20	National University of Modern Languages	Lahore	1,984	1,284	700
21	Beaconhouse National University	Lahore	1,813	1,021	792
22	Pakistan Institute of Fashion Design	Lahore	956	157	799
23	Information Technology University Lahore	Lahore	909	726	183
24	The Institute of Management Sciences	Lahore	441	352	89
25	Qarshi University	Lahore	290	193	97
	Total		132,541	80,882	49,814

Source: Education Division, Bureau of Statistics, Punjab, Lahore

PUNJAB PRIVATE UNIVERSITIES GROWTH & DECLINE

Punjab Private Universities with Positive Growth (Year 2017-2018 vs Year 2018-19)

Rank	University	City	Enrolment 2017-2018	Enrolment 2018-2019	Growth/Decline	Growth/Decline Rate
1	The Institute of Management Sciences	Lahore	234	441	207	88%
2	The Minhaj University	Lahore	3,714	4,917	1,203	32%
3	University of Management & Technology	Lahore	12,454	15,625	3,171	25%
4	Hajvery University	Lahore	3,600	4,235	635	18%
5	National University of Computer & Emerging Sciences	Lahore	4,548	5,185	637	14%
6	The University of Lahore	Lahore	28,417	31,222	2,805	10%
7	University of Wah	Wah Cantt.	3,328	3,502	174	5%
8	National University of Modern Languages	Lahore	1,888	1,984	96	5%
9	HITEC University Secretariate Taxila	Taxila	1,903	1,996	93	5%
10	University of Central Punjab	Lahore	10,211	10,707	496	5%
11	The Superior College	Lahore	7,244	7,463	219	3%
12	Lahore University of Management Sciences	Lahore	8,514	8,771	257	3%
13	Lahore School of Economics	Lahore	2,750	2,769	19	1%

Punjab Private Universities with Negative or Zero Growth (Year 2017-2018 vs Year 2018-19)

Rank	University	City	Enrolment 2017-2018	Enrolment 2018-2019	Growth/Decline	Growth/Decline Rate
1	University of South Asia	Lahore	3,969	3,306	(663)	-17%
2	The University of Faisalabad	Faisalabad	4,691	4,157	(534)	-11%
3	Beaconhouse National University	Lahore	1,974	1,813	(161)	-8%
4	Forman Christian College University	Lahore	4,361	4,187	(174)	-4%
5	Foundation University	Rawalpindi	4,438	4,438	0	0%
6	Institute of Southern Punjab	Multan	3,625	3,625	0	0%
7	Gujranwala Institute of Future Technology (GIFT) University	Gujranwala	2,863	2,863	0	0%

Source: Education Division, Bureau of Statistics, Punjab, Lahore